



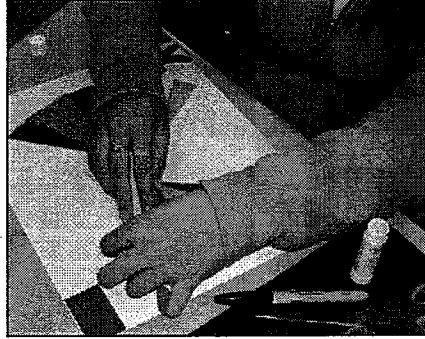



The Báb – Lesson #4

Children working on the "Primal Point" craft




“PRIMAL POINT” CRAFT

“I am the Primal Point from which have been generated all created things.”

– Selections from the Writings of the Báb, p. 12

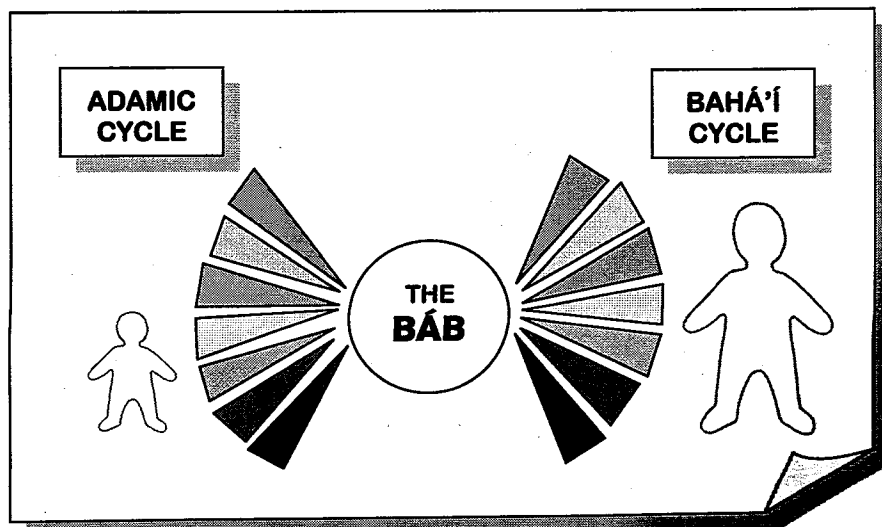
Materials

- Poster board, approx. 11 x 14 in. (28 x 36 cm.), one per child
- Craft foam in 8 or 9 different colors (1-2 sheets per child)
- Patterns (Cut from thick vinyl placemat to make one set for every 4-5 children, or laminate next page, then carefully cut out laminated patterns for children to trace.)
- Black markers (don't distribute until needed)
- Black pens (for writing Prophet names)
- Rulers
- Scissors
- Glue sticks (one per child)



Instructions

1. Put name on back of poster board.
2. Using the triangle pattern, cut out 14 foam triangles, two of each color.
3. Turn pieces over so pen marks are facing down. Then label one set of triangles with the Prophet names, as shown on the next page. (Arrows should point to the right.)
4. Label one triangle with “Bahá'u'lláh” using the same color foam used for “Adam” to show that both are the beginning of a new cycle. (Arrow should point to the left.)
5. Using the circle pattern, cut one foam circle. Using the marker, label it “The Báb.”
6. Using the rectangle pattern, cut two rectangles from the same color of foam. Using the marker, label one “Adamic Cycle” and the other “Bahá'í Cycle.”
7. Using the people patterns, cut one child and one adult from brown or black foam.
8. Using the diagram below as a guide, arrange all the foam pieces on the poster board.
9. Glue each piece in place, starting with the center circle. Glue the middle arrows next.

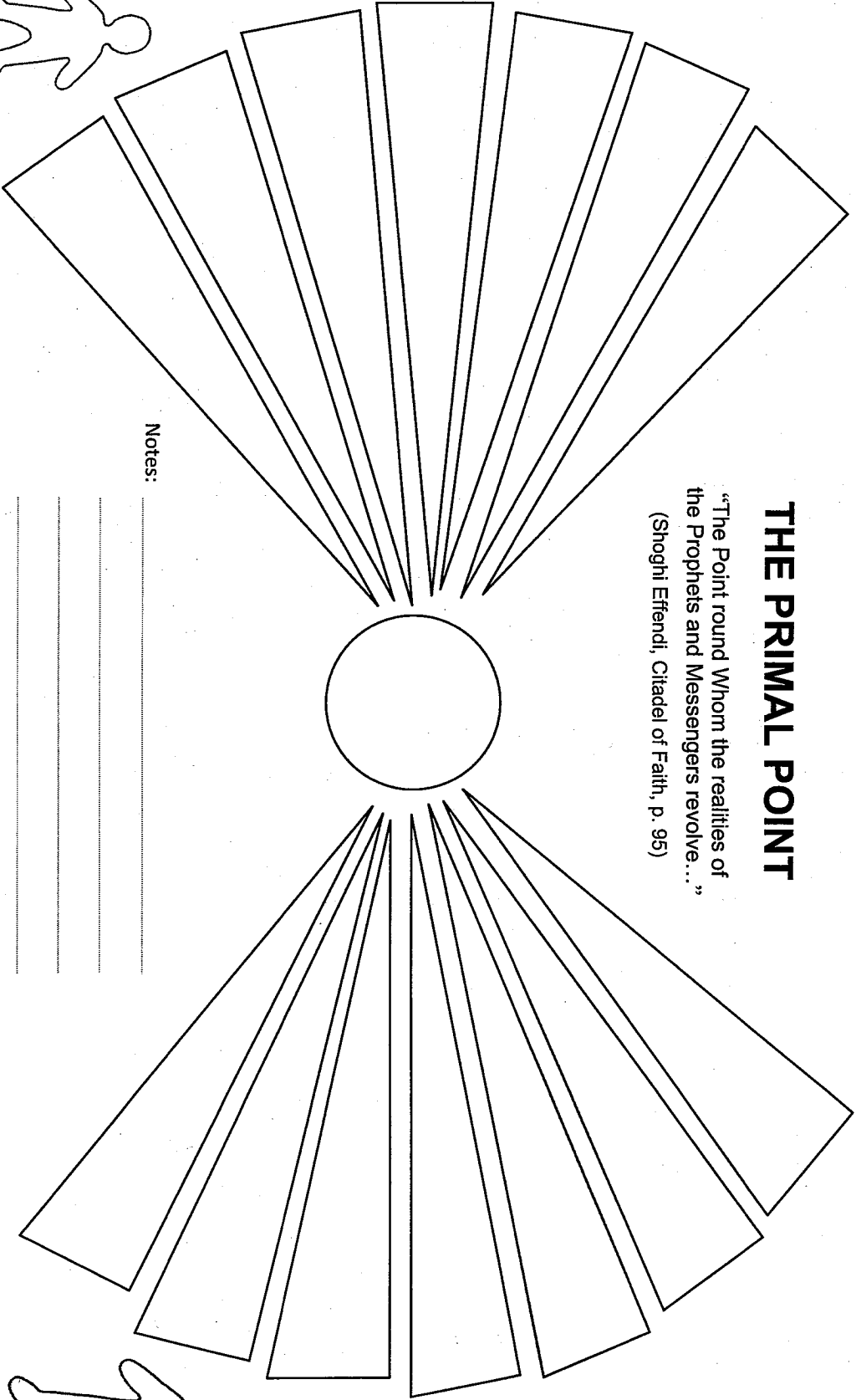


.....
.....
.....

.....
.....
.....

THE PRIMAL POINT

“The Point round Whom the realities of
the Prophets and Messengers revolve...”
(Shoghi Effendi, Citadel of Faith, p. 95)



Notes:

.....
.....
.....
.....

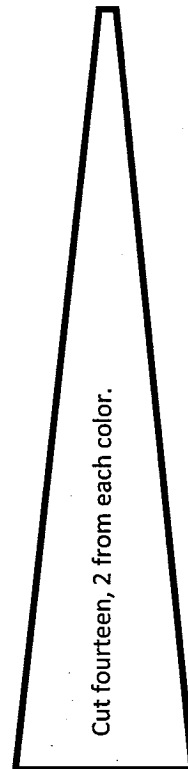

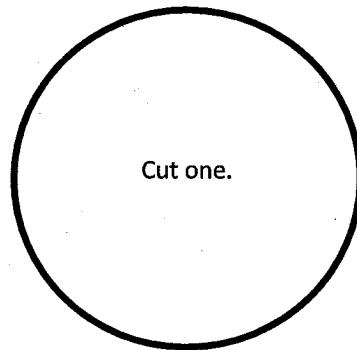

Patterns for Primal Point Craft

TIPS

1. Place patterns near edge of foam to minimize waste.
2. Trace around pattern or tape it to foam and cut.
3. Younger children may need help cutting out human figures.

Triangle	Label	Color Suggestion
1	Adam	pink
2	Krishna	light blue
3	Moses	light green
4	Zoroaster	yellow
5	Buddha	orange
6	Jesus	red
7	Muhammad	purple

Cut two from same color of foam.



Cut one child and one adult from brown or black foam.

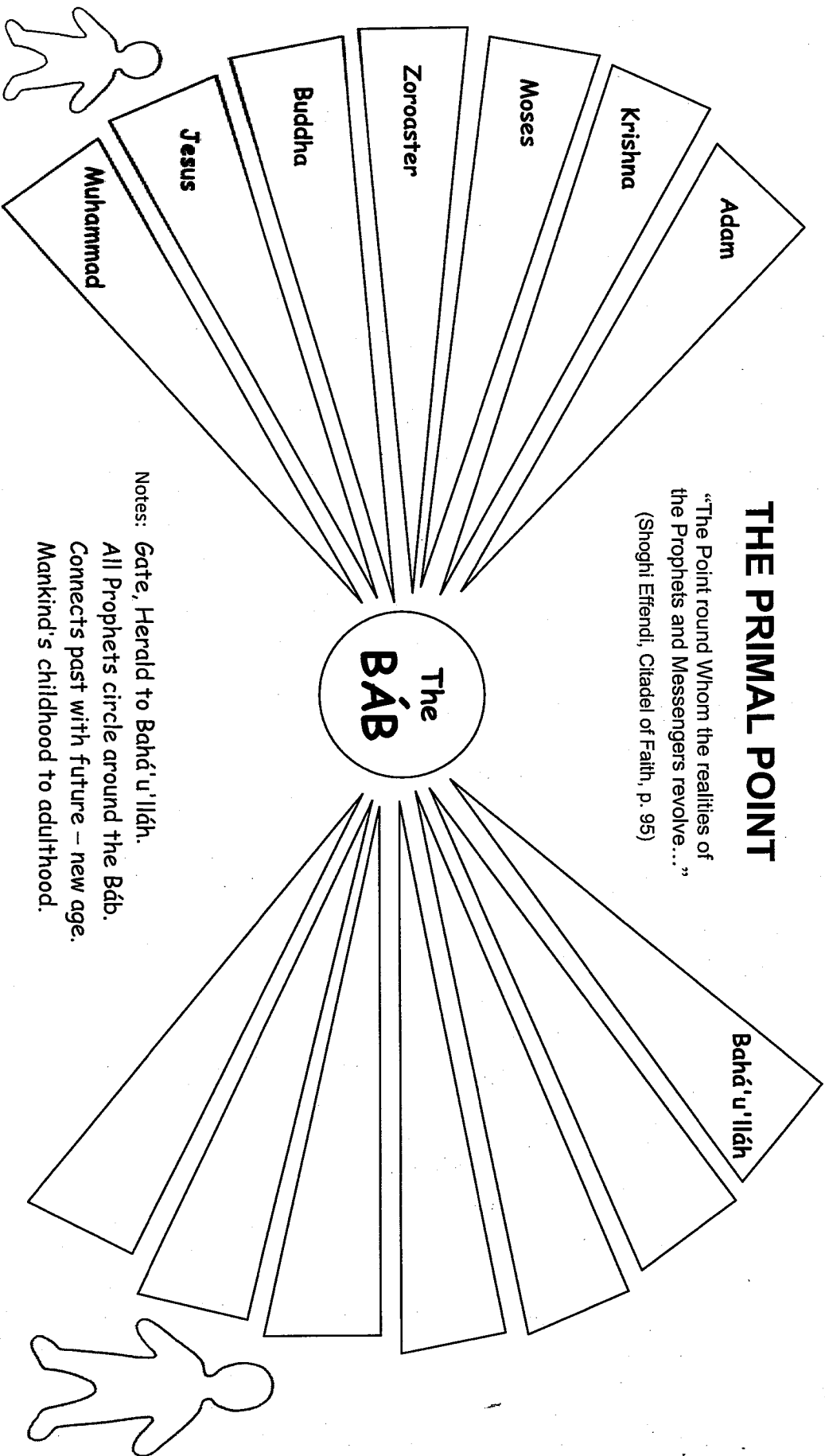
Adamic Cycle
Age of Prophecy
6,000 years

Sample completed worksheet
for activity #5

Bahá'í Cycle
Age of Fulfillment
500,000 years

THE PRIMAL POINT

"The Point round Whom the realities of
the Prophets and Messengers revolve..."
(Shoghi Effendi, Citadel of Faith, p. 95)



Notes: Gate, Herald to Bahá'u'lláh.
All Prophets circle around the Báb.
Connects past with future – new age.
Mankind's childhood to adulthood.